



**GLOBAL TILE**



**GLOBAL TILE**

**T:** +64 9 634 0712

**E:** [info@globaltile.co.nz](mailto:info@globaltile.co.nz)

**W:** [www.globaltile.co.nz](http://www.globaltile.co.nz)

**A:** 81 Mays Road, Onehunga  
Auckland 1061



# GLOBAL TILE

As a leader in high quality tile solutions to the tile and stone industry, Global Tile offers a technologically advanced range of ceramic and porcelain tile, glass mosaic, porcelain step treads, adhesive and surface installation materials, along with care and maintenance products.

We focus on delivering world-leading tile solutions, great service and excellent technical support.

[www.globaltile.co.nz](http://www.globaltile.co.nz)

Global Tile is the exclusive New Zealand distributor for:





## CONTENTS

### TILES

|            |    |             |    |
|------------|----|-------------|----|
| Archistone | 3  | Link        | 23 |
| Back       | 5  | Loft        | 25 |
| Belgio     | 7  | Materia     | 27 |
| Mythos     | 9  | Neostone    | 29 |
| Bernia     | 9  | Rain Forest | 31 |
| Bunker     | 11 | Totem       | 31 |
| Collage    | 13 | Scot        | 33 |
| Corten     | 15 | Shine       | 35 |
| Edge       | 17 | Star City   | 37 |
| Evoluzione | 19 | Titan       | 39 |
| Formwork   | 21 | Wow         | 41 |
| Home Teak  | 21 |             |    |

### MOSAICS

|              |    |               |    |
|--------------|----|---------------|----|
| Classy Glass | 43 | Nature Blends | 50 |
| Crystone     | 45 | Essence       | 51 |
| Cyprus       | 47 | Tabuk         | 51 |
| Petra        | 47 | Opalo         | 51 |
| Fusing Stone | 49 | Nieve         | 53 |
| Mystic Glass | 50 |               |    |

### AUXILIARY PRODUCTS

|                  |    |           |    |
|------------------|----|-----------|----|
| Ecopiedra        | 55 | Laticrete | 61 |
| K2               | 57 | Miracle   | 63 |
| Sugy Step Treads | 59 |           |    |

### GLOBAL TILE

|            |    |          |    |
|------------|----|----------|----|
| Disclaimer | 64 | About Us | 65 |
|------------|----|----------|----|





This subtle and lifelike range of porcelain stoneware tiles is available in six natural tones and matt or semi-polished finishes with rectified edges. Each format size can be used individually or together in modular layouts.


Archistone also has a matching range of décor tiles, mosaics and special trim pieces to add the finishing details to your project. Pizzo and Mosaico are stock items in the Bianco, Crema, Grafite and Lightstone colourways.

LIMESTONE BIANCO



INTERIOR / EXTERIOR  
300 x 600mm (semi polished)  
600 x 600mm (natural)

LIMESTONE CREMA



INTERIOR / EXTERIOR  
300 x 600mm (semi polished)  
600 x 600mm (natural)

DARKSTONE



INTERIOR / EXTERIOR  
300 x 600mm (semi polished)  
600 x 600mm (natural)

GRAFITE



INTERIOR / EXTERIOR  
300 x 600mm (semi polished)  
600 x 600mm (natural)

LIGHTSTONE



INTERIOR / EXTERIOR  
300 x 600mm (semi polished)  
600 x 600mm (natural)

PIETRA DI BAVARIA



INTERIOR / EXTERIOR  
300 x 600mm (semi polished)  
600 x 600mm (natural)

EXAMPLES OF  
COMPLEMENTARY RANGE



PIZZO  
300 x 600mm (natural)



MOSAICO  
300 x 300mm (natural)



MOSAICO 3D  
300 x 600mm (natural)



Back – the modern side of stone. Characterized by its natural feel, the surface of the new Back Series enhances the marks and traces of slab processing. With both a natural and Lappato finish available, this collection of rectified porcelain stoneware floor and wall tiles adds understated style to interior environments, both residential and commercial.

The complementary range of dimensional tiles adds texture and interest to feature surfaces.

BROWN



INTERIOR ONLY  
600 x 600mm  
300 x 600mm

IVORY



INTERIOR ONLY  
600 x 600mm  
300 x 600mm

SILVER



INTERIOR ONLY  
600 x 600mm  
300 x 600mm

EXAMPLES OF  
COMPLEMENTARY RANGE



ANTHRACITE



INTERIOR ONLY  
600 x 600mm  
300 x 600mm



The sophisticated, natural feel of the full body porcelain Belgio lends itself to both residential and commercial interior situations. This tile has non-rectified edges and is available in two different sizes.

MARFIL



INTERIOR ONLY  
600 x 600mm  
300 x 600mm

GRIS



INTERIOR ONLY  
600 x 600mm  
300 x 600mm

BLANCO



INTERIOR ONLY  
600 x 600mm  
300 x 600mm





# MYTHOS

Refined and elegant, Mythos Gris is available in two options – a matte finish on the exterior tiles and semi-polished for the interior tiles. Using the latest ink jet technology, the Mythos tile is crafted in a rectified and glazed full body porcelain that requires no additional sealing.

GRIS



INTERIOR / EXTERIOR  
450 x 450mm  
300 x 600mm  
600 x 600mm

# BERNIA



BLANCO



INTERIOR ONLY  
316 x 600mm

Bernia is a non-rectified, red body ceramic tile with a durable gloss finish – perfect for interior walls in the home or commercial settings.



Bunker has subtle variations and the natural finish gives a smooth, tailored surface. This rectified tile works beautifully with the matching range of hexagonal patterned tiles to create unique surfaces.

CERCO BLANCO



INTERIOR ONLY  
600 x 600mm  
300 x 600mm

CERCO GRIS



INTERIOR ONLY  
600 x 600mm  
300 x 600mm

BYS GRIS MOSAIC



INTERIOR ONLY  
280 x 350mm





Collage reflects a commitment between traditional ceramic crafts and contemporary avant-garde attributes. This collection is reminiscent of the old hydraulic tiles, so versatile for their design variety and natural colors, that add a warm touch to indoor and outdoor environments. Offered in a range of subdued metallic effects, this 100 x 400mm tile sets a new standard in the timeless and ever-popular 'subway' look.

GENERATION WHITE



INTERIOR ONLY  
100 x 400mm

GENERATION BEIGE



INTERIOR ONLY  
100 x 400mm

GENERATION GREY



INTERIOR ONLY  
100 x 400mm

GENERATION BROWN



INTERIOR ONLY  
100 x 400mm





## CORTEN

Corten – a striking natural finish porcelain tile suitable for commercial and exterior applications – is part of the Metallica collection from Tau Ceramica.

Corten's look is inspired by corten steel, the predominant metal alloy in modern sculpture. This rectified edge tile is available in multiple sizes, and is designed to incorporate ceramics into the realm of creative architecture.

The reactivity of the glaze along with the sophisticated glaze application method result in a tile that has huge natural variation making it truly unique. Corten is made using a porcelain body oxide tinted to co-ordinate with the glaze using Tau's unique silica-alumina metal glaze technology.

CORTEN BLANCO



INTERIOR ONLY

600 x 600mm

CORTEN A



INTERIOR ONLY

600 x 600mm

CORTEN B



INTERIOR ONLY

600 x 600mm



## EDGE

Elegant and practical, the full body porcelain, rectified Edge Series is offered in three neutral tones and a natural finish.

Its versatility makes it ideal for floors and walls in both commercial and residential settings, creating a welcoming and modern feel.

DARK



INTERIOR ONLY  
600 x 600mm

SILVER



INTERIOR ONLY  
600 x 600mm

GREY



INTERIOR ONLY  
600 x 600mm





## EVOLUZIONE

Evoluzione has a wide range of colour choices and the natural finish gives a smooth, tailored surface. Both sizes of these rectified tiles can be used together to create unique modular layouts.

Evoluzione also has a matching range of pattern and mosaico tiles to add the finishing details to your project.

BEIGE



INTERIOR ONLY  
300 x 600mm  
600 x 600mm

BIANCO




INTERIOR ONLY  
300 x 600mm  
600 x 600mm

GREIGE



INTERIOR ONLY  
300 x 600mm  
600 x 600mm

EXAMPLE OF  
COMPLEMENTARY RANGE



MOSAICO



PATTERN

GRIGIO



INTERIOR ONLY  
300 x 600mm  
600 x 600mm

MOKA



INTERIOR ONLY  
300 x 600mm  
600 x 600mm

PIOMBO



INTERIOR ONLY  
300 x 600mm  
600 x 600mm



## FORMWORK

Improve on traditional high upkeep wood with the hard wearing robustness of full body porcelain tiles. These natural finish tiles are available for both interiors and exteriors (on indent) and add a contemporary finish to any space.

GAINSBORO



INTERIOR ONLY  
150 x 1200mm

WHITE



INTERIOR ONLY  
150 x 1200mm

## HOME TEAK

Enjoy soft wood grain patterns on durable, natural finish, full body porcelain rectified tiles. These quality Italian-made tiles lend interest and texture to any surface.

CREAM



INTERIOR ONLY  
250 x 1000mm

ICE



INTERIOR ONLY  
250 x 1000mm





Timeless, elegant and practical, the Link Series is offered in two tile sizes with rectified edges, five neutral tones and a natural finish inspired by concrete.

Its versatility makes it ideal for floors and walls as well as for commercial and residential areas, creating a welcoming, modern feel.

DARK SHADOW



INTERIOR / EXTERIOR  
300 x 600mm  
600 x 600mm

DESERT SAND



INTERIOR / EXTERIOR  
300 x 600mm  
600 x 600mm

GHOST WHITE



INTERIOR / EXTERIOR  
300 x 600mm  
600 x 600mm

EXAMPLES OF  
COMPLEMENTARY RANGE



PALE SILVER



INTERIOR / EXTERIOR  
300 x 600mm  
600 x 600mm

SLATE GREY



INTERIOR / EXTERIOR  
300 x 600mm  
600 x 600mm



## LOFT

Suitable for both commercial and residential applications, the unique European inspired patterns and gloss finish colours of the Loft series add graphic impact to any interior. These tiles have a non-rectified edge.

BLANCO



INTERIOR ONLY  
100 x 300mm

NEGRO



INTERIOR ONLY  
100 x 300mm





## MATERIA

The Materia in and out collection is a porcelain stoneware tile with high resistance to breaking load and extraordinary slip-resistant features, ideal for both public and private areas. Offered in both 11mm thickness for interior and 20mm thickness for exterior, Materia is the perfect product to enhance your indoor-outdoor flow.

GRIS



INTERIOR / EXTERIOR  
600 x 600mm

MARFIL



INTERIOR / EXTERIOR  
600 x 600mm

ANTRACITA



INTERIOR / EXTERIOR  
600 x 600mm



NEOSTONE

Create a seamless flow from indoors to outdoors with the natural feel of Neostone.

Available in a range of sizes that can be used with each other to create a subtle, elegant feel, Neostone is the perfect choice for residential or commercial applications. This natural finish tile has a non-rectified edge.



ANTRACITA



INTERIOR / EXTERIOR  
500 x 1,000mm

GRIGIO



INTERIOR / EXTERIOR  
500 x 1,000mm





## RAIN FOREST

This natural finish, rectified tile adds drama to any interior with its unique patterning. Rain Forest is available in two beautiful colourways and is a full body porcelain tile.

DEW



INTERIOR ONLY  
150 x 900mm

SILVER



INTERIOR ONLY  
150 x 900mm

## TOTEM

Enjoy the seamlessness of Totem, perfect for indoor outdoor flow. This non-rectified natural finish tile is the perfect backdrop to modern residential or commercial fitouts.

GRIS



INTERIOR / EXTERIOR  
300 x 600mm  
600 x 600mm

MARFIL



INTERIOR / EXTERIOR  
300 x 600mm  
600 x 600mm



Introduce the tones and textures of stone with Scot, a range of rectified, full body porcelain tiles. The natural finish and dramatic colour choices will produce stand-out interiors for both commercial and residential settings.

WHITE



INTERIOR ONLY  
150 x 900mm

GREY



INTERIOR ONLY  
150 x 900mm

RED



INTERIOR ONLY  
150 x 900mm






Shine is a collection of porcelain stoneware in classical marble designs. The rectified, polished glaze finish creates a rich enduring environment in both residential and commercial spaces.

Manufactured in Spain by Tau Ceramica, Shine is offered in a 600 x 600mm module, suitable for wall and floor.

MONTELEONE



INTERIOR ONLY  
600 x 600mm

OMEYA PERLA



INTERIOR ONLY  
600 x 600mm

CATANIA GRIS



INTERIOR ONLY  
600 x 600mm



Star City creates a statement of opulence and glamour in any residential setting. Equally lending itself to commercial environments such as Hospitality and Retail where that extra sparkle is required.

STAR CITY BLACK



INTERIOR ONLY  
600 x 600mm

STAR CITY BLACK MOSAIC



INTERIOR ONLY  
300 x 300mm

NORTH POLE



INTERIOR ONLY  
600 x 600mm

NORTH POLE MOSAIC



INTERIOR ONLY  
300 x 300mm





The Titan Series – where style and functionality is represented in a stunning new range of marble-inspired porcelain tiles ensuring a unique, sophisticated interior.

This elegant polished glaze tile has a rectified edge.

MARA CEMENTO



INTERIOR ONLY  
593 x 593mm

PAROS GRAFITO



INTERIOR ONLY  
593 x 593mm

FUSTE PERLA



INTERIOR ONLY  
593 x 593mm

ARIADNA



INTERIOR ONLY  
593 x 593mm

DEDALO-CENIZA



INTERIOR ONLY  
593 x 593mm

SELENE-PERLA



INTERIOR ONLY  
590 x 590mm



The WOW Series was inspired by reclaimed materials from demolished buildings and creates an atmosphere of industrial vintage to all environments.

These tiles have a natural finish and have a rectified edge.

SUMMER PLANK



INTERIOR ONLY

150 x 900mm

SUMMER MOSAIC



INTERIOR ONLY

300 x 300mm

WINTER PLANK



INTERIOR ONLY

150 x 900mm

WINTER MOSAIC



INTERIOR ONLY

300 x 300mm

AUTUMN PLANK



INTERIOR ONLY

150 x 900mm

AUTUMN MOSAIC



INTERIOR ONLY

300 x 300mm






Classy glass mosaic is an original and beautiful way to introduce colour into your living spaces, commercial interiors, exteriors and outdoor spaces.

The subtle hue changes within the mosaic sheets add depth and texture to feature walls and floors creating a dramatic effect.

Classy glass mosaic also lends itself well to curved areas and difficult shapes that traditional tiles struggle to cope with.

HAWAII



INTERIOR / EXTERIOR  
327 x 327mm sheet

AQUA



INTERIOR / EXTERIOR  
327 x 327mm sheet

ZANZIBAR



INTERIOR / EXTERIOR  
327 x 327mm sheet

BLACK



INTERIOR / EXTERIOR  
327 x 327mm sheet

WHITE



INTERIOR / EXTERIOR  
327 x 327mm sheet





# CRYSTONE


## STONE & GLASS MOSAIC

Global Tile recommend all stone mosaics be sealed with Miracle Sealants 511 Impregnator Sealer.

Crystone mosaics feature beautiful complementary hues of stone and glass that glisten, adding a luxurious feel to any surface.

The versatility of this mosaic means that it fits well in a range of applications from pool areas to feature walls.

ICE



INTERIOR / EXTERIOR  
300 x 300mm sheet

METAL



INTERIOR / EXTERIOR  
300 x 300mm sheet

CHARCOAL



INTERIOR / EXTERIOR  
300 x 300mm sheet

TRAVERTINE



INTERIOR / EXTERIOR  
300 x 300mm sheet

BRONZE



INTERIOR / EXTERIOR  
300 x 300mm sheet

QUARTZ



INTERIOR / EXTERIOR  
300 x 300mm sheet





## CYPRUS

### MARBLE & STONE MOSAIC

Global Tile recommend all stone mosaics be sealed with Miracle Sealants 511 Impregnator Sealer.

Evoking the softness of multi-hued natural stone gives Cyprus mosaics an elegant, sophisticated feel. Used as a detail or feature, this beautiful honeycomb shaped tile adds interest to any interior surface.

| BLACK   | MOKA  | WHITE   |
|---|---|---|
|  |  |  |
| INTERIOR ONLY<br>285 x 292mm sheet  | INTERIOR ONLY<br>285 x 292mm sheet  | INTERIOR ONLY<br>285 x 292mm sheet  |

## PETRA

### MARBLE & STONE MOSAIC

Petra stone mosaics are available in a range of soft, warm, natural colours. The textural quality of the tiles gives a relaxed charm to any interior and makes it a long-lasting choice for residential or commercial projects.

| BLACK   | MOKA  | BEIGE   | WHITE   |
|---|---|---|---|
|  |  |  |  |
| INTERIOR / EXTERIOR<br>305 x 305mm sheet  | INTERIOR / EXTERIOR<br>305 x 305mm sheet  | INTERIOR / EXTERIOR<br>305 x 305mm sheet  | INTERIOR / EXTERIOR<br>305 x 305mm sheet  |



# FUSING STONE

## MARBLE & STONE MOSAIC

Global Tile recommend all stone mosaics be sealed with Miracle Sealants 511 Impregnator Sealer.

Slate, glass and quartzite – each material ties together to create a stylish set of mosaic pieces that can be used in a variety of forms, from the contemporary to the rustic.

The transparent glass in Fusing Stone creates striking light effects.

LINES GREY



INTERIOR ONLY  
300 x 300mm sheet

LINES BEIGE



INTERIOR ONLY  
300 x 300mm sheet

LINES 002



INTERIOR ONLY  
300 x 300mm sheet

LINES DARK GREY



INTERIOR ONLY  
300 x 300mm sheet



# MYSTIC GLASS

98% RECYCLED GLASS MOSAIC

BLACK DIAMOND



INTERIOR / EXTERIOR  
333 x 333mm sheet

ISLANDE



INTERIOR / EXTERIOR  
333 x 333mm sheet

The combination of matt and gloss, smooth and textured surfaces give Mystic Glass its unique appeal. A versatile mosaic, Mystic Glass is a striking detail or feature for any interior or exterior project.

# NATURE BLENDS

98% RECYCLED GLASS MOSAIC

INDICO



INTERIOR / EXTERIOR  
333 X 333mm sheet

MANATI



INTERIOR / EXTERIOR  
333 X 333mm sheet

PEARL



INTERIOR / EXTERIOR  
333 X 333mm sheet



The Nature Blends series of mosaics gives a glossy, textural feel to interior or exterior surfaces. The soft play of colours lends a casual charm suitable for both residential and commercial projects.

# ESSENCE

98% RECYCLED GLASS MOSAIC

CARRARA MIX



INTERIOR / EXTERIOR  
333 x 333mm sheet

Harking back to mosaics of old, Essence gives a timeless feel to any interior or exterior. Each sheet has a unique mix of shades giving your project an individual flair that tiles can't hope to match.

# OPALO

98% RECYCLED GLASS MOSAIC

NEGRO



INTERIOR / EXTERIOR  
333 x 333mm sheet

The recycled glass of Opalo Negro gives a sleek sophistication to any interior or exterior. The high gloss black alternating with deep charcoal is a striking as both a feature surface or detail trim.

# TABUK

MARBLE & STONE MOSAIC

MOKA



INTERIOR / EXTERIOR  
300 x 300mm sheet

Tabuk Moka is a smooth blend of stone and marble in earthy tones and high and low finishes that allows it to seamlessly work with many surface materials and colour schemes.

Global Tile recommend all stone mosaics be sealed with Miracle Sealants 511 Impregnator Sealer.



# NIEVE

98% RECYCLED  
GLASS MOSAIC


The Nieve series is a collection that has been specifically designed for your pool project. The soft colours and subtle shifts in palette create a luxurious feel whether used indoor or outdoor. Suitable for pools, water features, bathrooms or wet rooms in residential and commercial projects.

AZUL CELESTE




INTERIOR / EXTERIOR  
460 x 310mm sheet

AZUL CIELO




INTERIOR / EXTERIOR  
460 x 310mm sheet

AZUL MARINO



INTERIOR / EXTERIOR  
460 x 310mm sheet

NEGRO



INTERIOR / EXTERIOR  
460 x 310mm sheet

VERDE OSCURO



INTERIOR / EXTERIOR  
460 x 310mm sheet

VERDE



INTERIOR / EXTERIOR  
460 x 310mm sheet





## ECOPIEDRA

STONE, BRICK & WOOD EFFECT PANELS

Ecopiedra is a range of exceptionally high quality masonry panels that are cut with a flat back for widespread easy use to cover interior or exterior walls, floors and facades in both domestic and commercial premises.

Ecopiedra comes in an extensive range of visually stunning stone, brick, paving and newly released timber effects which can be installed and integrated into virtually any building project.

Contact us for further details on the wide range and benefits of this award-winning product.







## K2

### INTELLIGENT PAVING SYSTEM

K2 offers an intelligent paving system in 20mm thick porcelain stoneware tiles. Available in a wide range of natural colours, K2 is refined, practical and hardwearing, making it the perfect solution for walkways, driveways, stairways, swimming pool surrounds, terraces, balconies and garage flooring.

It is the ideal, easy clean surface for public spaces both indoors and out and has great laying versatility for all application requirements. K2 can be dry laid on grass, sand or gravel, on screed with adhesive or, using a support framework of polypropylene bearing struts, laid as a raised floor on any substrate allowing for the installation of electrical and water systems in the cavity below.

Contact us for further details on the wide range and benefits of this versatile product.







## SUGY STEP TREADS

Global Tile are the New Zealand distributors of Sugiura (SUGY) Step Treads, a long established manufacturer for a wide range of quality ceramic and porcelain tile products. From their modern factory, they are the only tile manufacturer in Japan with an integrated production system – from the clay, to the mould, glazing, forming, firing and unit fabrication.

INTERIOR / EXTERIOR  
150 X 60mm


B<sub>1</sub> GREEN SPECKLE



C<sub>1</sub> LIGHT GREY



C<sub>3</sub> MID GREY



D<sub>1</sub> LIGHT GREY SPECKLE



D<sub>4</sub> GREY / WHITE SPECKLE



E<sub>1</sub> TAUPE / TERRACOTTA



E<sub>2</sub> BEIGE / TERRACOTTA



E<sub>4</sub> CARAMEL / MULTI



J<sub>1</sub> LIGHT CREME



J<sub>2</sub> LIGHT CREME / NAVY



K<sub>1</sub> CHOCOLATE



K<sub>3</sub> CHARCOAL



K<sub>6</sub> CHARCOAL SPECKLE



M<sub>3</sub> TERRACOTTA



M<sub>4</sub> DARK TERRACOTTA



N<sub>1</sub> BEIGE



N<sub>3</sub> TAUPE



Y<sub>4</sub> MUSTARD





Global Tile are the exclusive New Zealand distributor of Laticrete – globally proven construction solutions featuring:

- Self Leveling / Patching Mortars
- Epoxy Adhesives
- 100% Solids Epoxy Grout
- Waterproofing
- Thin Set Adhesives
- Cementitious Grout
- Anti-fracture / Crack Suppression
- Medium Set Adhesives
- Silicone
- Screed
- Rapid Set Adhesives
- Sound Control
- Mastic Adhesives



LATICRETE HYDRO BAN – the new industry standard for waterproofing membranes:

- No fabric required
- Flood test in 24 hours at 21 C or above
- Single component
- Easily applied with paint roller, brush or trowel
- Colour changes when cured
- Bonds directly to copper, metal, stainless steel and PVC
- Anti-fracture protection of up to 3mm
- Foot traffic in 4-6 hours
- BRANZ Appraised



LATICRETE is a family-owned, world-wide manufacturer and marketer of globally proven construction solutions used in residential, commercial and industrial applications. For over 50 years, LATICRETE has provided the technology, products and experience to make innovative, permanent installations and repairs for the construction market. Architecturally specified and professionally endorsed by installers, LATICRETE offers a dedication to quality that results in globally proven solutions for virtually every application.





Global Tile are the exclusive New Zealand distributors of Miracle Sealants – a highly respected manufacturer of quality care and maintenance products for marble, limestone, travertine, granite, natural stone, ceramic and porcelain tile, and masonry surfaces.

Miracle Sealants have a strong focus and commitment to comprehensively testing all their products before releasing them to the market.:

- Clean & Maintain
- Problem Solvers
- Restore
- Seal & Protect



The marble, natural stone, tile and masonry industries have historically been associated with fine craftsmanship. With the industry's dramatic growth in recent years, this tradition of quality faces its most serious challenge. Miracle Sealants Company is dedicated to preserving this quality image.



## LEADERS IN HIGH QUALITY TILE SOLUTIONS

Global Tile has been importing ceramic tile and related products into New Zealand for more than 30 years, and during this time we have always maintained a strong focus on importing a broad range of World Leading Tile Solutions.

Due to our careful selection of high quality products and our strong personal relationship with the respective Italian, Spanish and USA manufacturers we are renowned for providing great service, and excellent technical support.

As a highly respected importer we have a strong exclusive business relationship with the following manufacturers - TAU Ceramica (Spain), ONIX Mosaico (Spain), LATICRETE International (USA), and MIRACLE Sealants (USA). We also import from leading Italian ceramic tile manufacturers and SUGY of Japan.

All or some of our extensive range of high quality Italian and Spanish ceramic and porcelain tiles, Onix glass mosaics, Sugy porcelain step treads, Laticrete globally proven construction solutions, and Miracle protection and maintenance products are available through our carefully selected tile stores throughout New Zealand.

Global Tile product resellers can be found by visiting our Store Locator at [www.globaltile.co.nz](http://www.globaltile.co.nz)

**T:** +64 9 634 0712

**E:** [info@globaltile.co.nz](mailto:info@globaltile.co.nz)

**W:** [www.globaltile.co.nz](http://www.globaltile.co.nz)

**A:** 81 Mays Road, Onehunga  
Auckland 1061

## DISCLAIMER

Global Tile Ltd has made every effort to ensure the selection of product featured in this brochure is a fair representation of our extensive product range. Whilst correct at the time of printing, for various reasons our product range may be subject to change from time to time without prior notice.

The colour swatch assigned to each tile or mosaic featured in this brochure is to

be used as a colour reference only. They are not intended to depict the dimensions of the tile or mosaic as the actual dimensions of each tile or mosaic appears immediately below each colour swatch.

Every endeavour has been made to ensure the individual tile or mosaic colours featured in this brochure are as close as possible to the colour of the actual tile or mosaic format. However, due to colour

variations in the printing process, we suggest you contact your nearest Global Tile reseller for a sample tile or mosaic prior to placing your order.

Please don't hesitate to contact us should you have any product and/or technical questions regarding our world leading tile solutions.